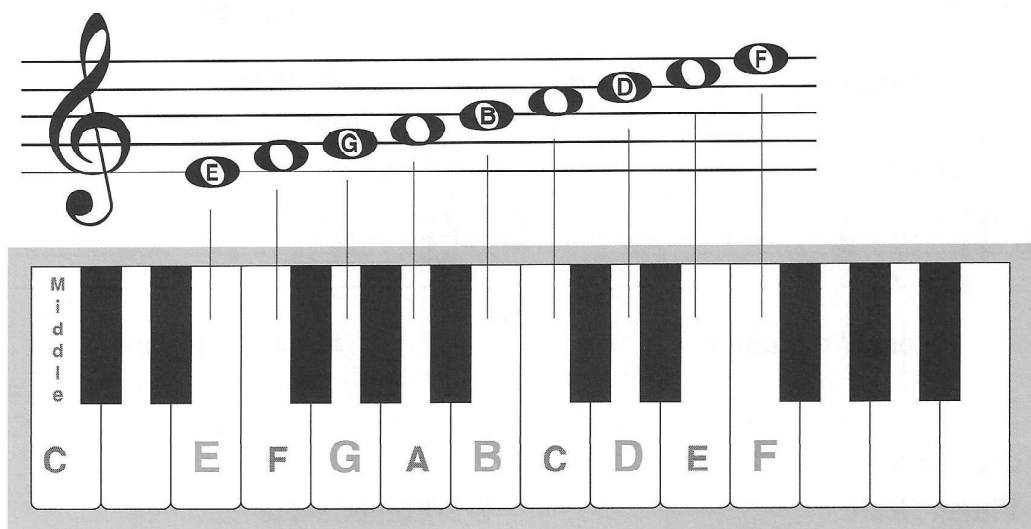


Note Reading Guide

The Adventures of E-G-B Mouse

Remember me?
My name is
E-G-B-D-F.

I love to **FACE** a
challenge—like
reading space notes!



Mouse Mission #1 by Memory

- Say the LINE notes quickly 3 times.
- Say the SPACE notes quickly 3 times.


Mouse Mission #3

- Your teacher will say, “Line 2,” or “Line 5,” etc. How fast can you play and say the note?
- Repeat with space notes. For example, “Space 2,” or “Space 4,” etc.


Mouse Mission #2

- Play E-G-B-D-F’s name on the piano 2 times.
- Play the F-A-C-E spaces on the piano 2 times.

Mouse Mission #4

- Darken the LINE notes to hide the letters. 
- Your teacher will point to any LINE or SPACE note. Play and say it on the piano.


Teacher Note: Do these reading activities throughout this level. Regular review will develop confident note readers.



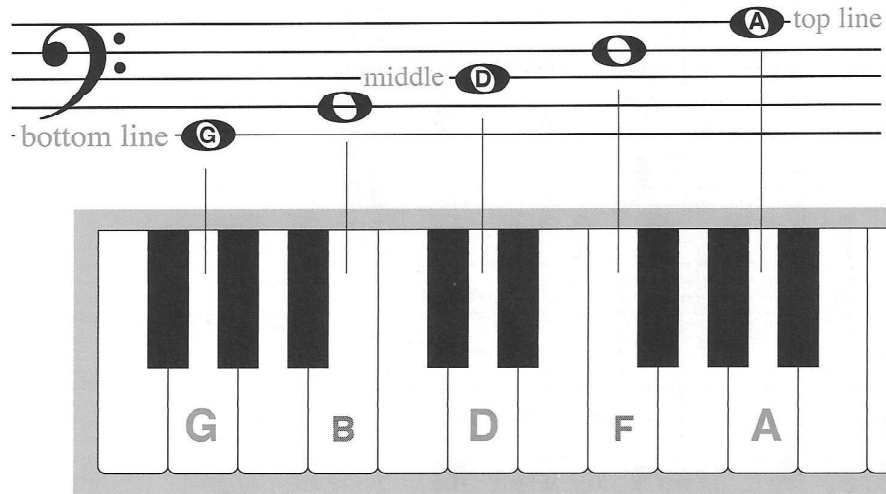
Mouse Mission #5

- Your teacher will point to a “smart note”— Bass G, Middle D, or Top Line A. How fast can you play and say it?
- Now find and play LINE notes B and F.

Mouse Mission #6

- Are you ready to fly in the dark? Darken the “smart notes.” 
- Your teacher will point to any bass clef LINE note. Play and say it on the piano.

Last letter of the music alphabet Hey diddle diddle, what's in the middle? First letter of the music alphabet



Final Mission

- Name and play these notes. When needed, think, “What is the closest smart note?” Then move up or down. Repeat at many lessons.

